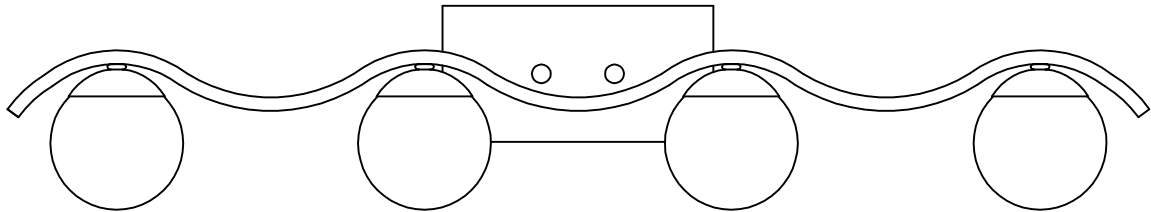




PRODUCT NAME: Motion 4 Light Bath Vanity
ITEM NUMBER: 27554WTPC

Please consult a qualified electrician for hanging fixture and wiring.

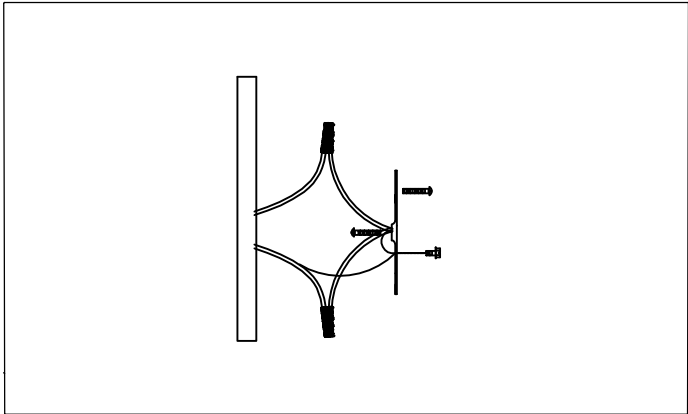
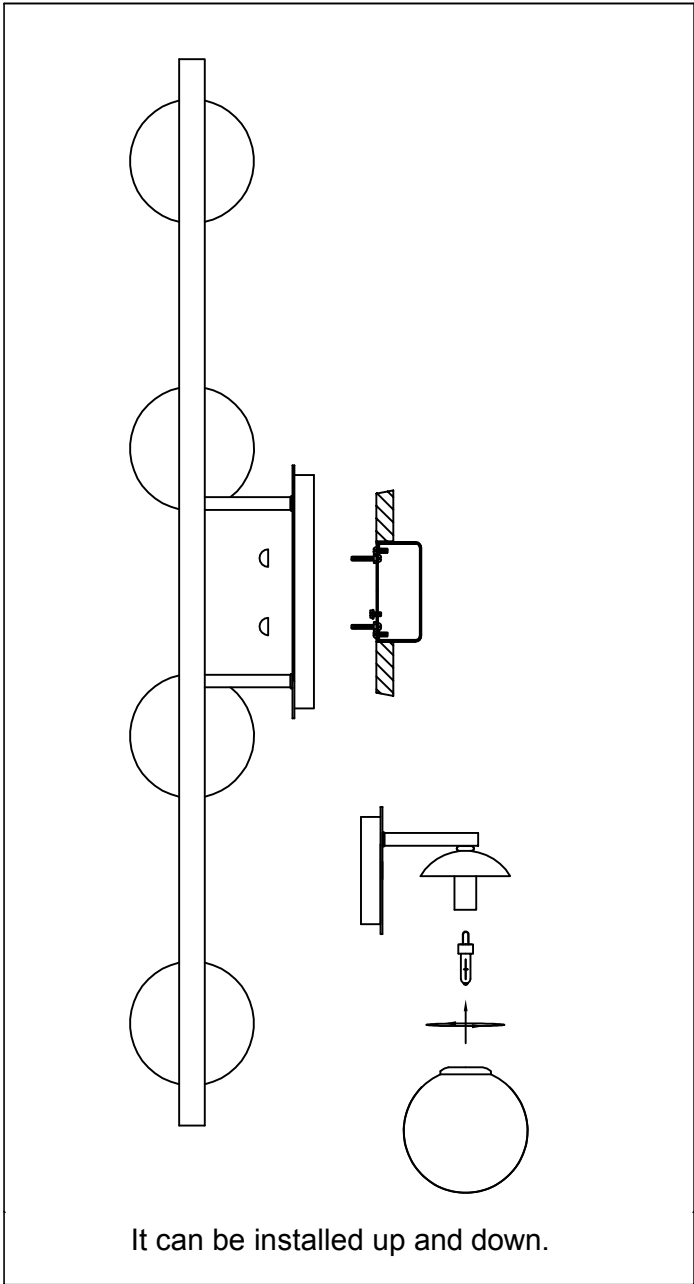


Caution: Xenon bulbs get very hot and may burn you. Always make sure bulbs are off for a minimum of 10 minutes before handling. Fixture may be dimmed using an electronic low voltage dimmer.

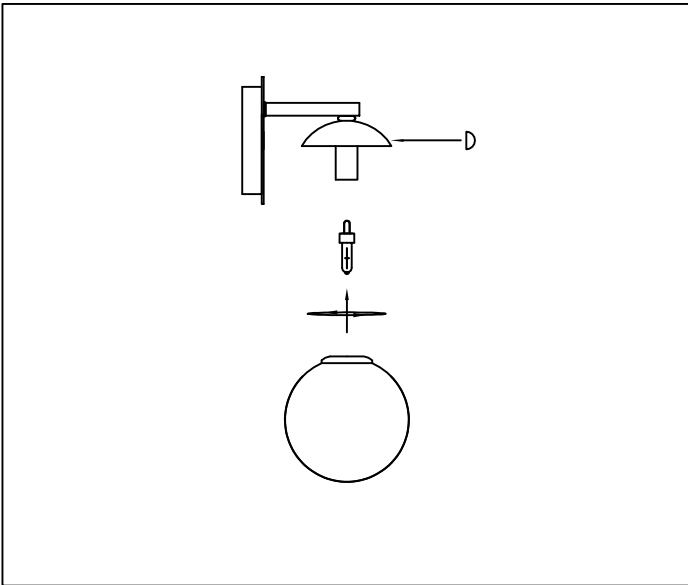
Bulb (included): 4*40W G9 Bulbs

IMPORTANT: Turn off the power at the main fuse or circuit breaker box before starting installation

Locate all hardware & components before discarding packaging



1. Remove mounting bracket from fixture and install to electrical box. Then wire fixture to wires in outlet box. Copper wire is for Ground.



2. Attach back plate to mounting bracket and tighten ball nuts so fixture meets wall.
3. Install 4 max 40W G9 bulb into socket.
4. Thread glass onto cup.

Cleaning & Care:
Clean with soft cloth and a mild detergent.
Do not use abrasive cleaner