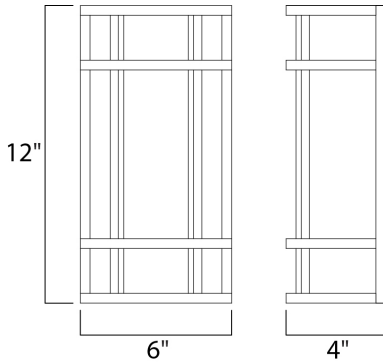




**PRODUCT DESCRIPTION**

Crafted of 304 Grade Stainless steel and UV stabilized acrylic, Moon Ray offers a classic design thoughtfully engineered to withstand commercial uses indoors and outdoors. Advanced LED technology delivers high light output.





**MEASUREMENTS**

DIMENSION : 6" W x 12" H x 4" Ext  
 BACK PLATE : 5.25" W x 11" H x 9" HCO  
 HANGING WEIGHT : 3.3 lb

**LAMPING**

INPUT VOLTAGE : 110-277V  
 LUMENS : 1,100 Rated (700 Del.)  
 BULB : 1 x 15W LED PCB Integrated , 15W Total  
 BULB INCLUDED : (Integrated)  
 DIMMABLE : No  
 CRI : 80+ CRI  
 COLOR\_TEMP : 3000K

**FINISHES OPTION**

-  Bronze
-  Satin Nickel

**GLASS**

White WT

**MATERIAL**

Stainless Steel, Acrylic

**RATINGS**

cETLus  
 Wet Location  
 ADA



**ADDITIONAL**

INSTALL UP/DOWN: Up  
 OPERATING TEMPERATURE:  
 -20°C (-4°F), 40°C (104°F)

PHOTOMETRIC: Report Found Online

Always consult a qualified electrician before installing any lighting product.



**WESTERN DISTRIBUTION CENTER (HEADQUARTER)**  
 253 NORTH VINELAND AVE | CITY OF INDUSTRY, CA 91746

**EASTERN DISTRIBUTION CENTER**  
 4200 SHIRLEY DR. | ATLANTA, GA 30336

P. 626.956.4200 | F. 626.956.4225 | maximlighting.com